

LM400-1H24V-A

Product overview

The circuit of this product is simple, stable and reliable. Long aluminum structure, ordinary constant voltage simple terminal input and output. Simple installation, can be used in commercial, home, engineering and other projects.

Product Features

- Aluminium Casing
- Ultra-low start up temp. (-20℃)
- Ultra-light and easy to install
- High efficiency up to 90%
- High reliability
- Small size, light weight



Application



Light box



LED Strip Light



LED Tube



Astigmatism Source



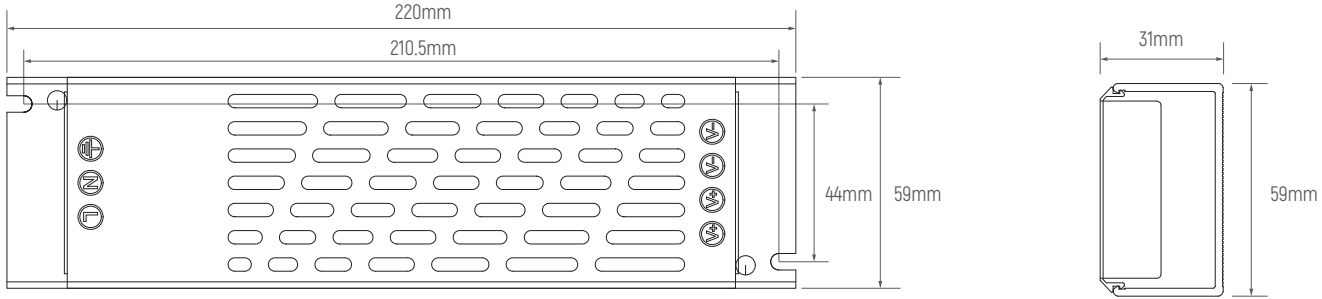
RoHS

SELV

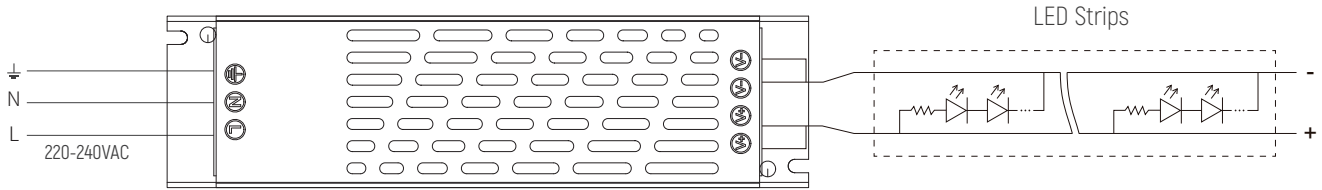
Technical Parameters

Model	LM400-1H24V-A	
Input	Efficiency	≥90%@230VAC
	Frequency Range(Hz)	50/60Hz
	Voltage	220-240VAC
	PF	≥0.4@230VAC
	Current	4.5Amax@230Vac
	Inrush current	Cold start100A@230VAC 1ms
	Standby power	≤1W
	No load power	≤1W
	Turn on delay Time	≤ 0.75 s, at230Vac (When the light begins to shine)
Output	Power	400W
	Output Voltage	24VDC
	Current	0~16.7A
	Frequency	65K
	Channel	1
	No load output voltage	24.5VDC max
Protection	Over load	Reduce voltage protection to troubleshoot normal output
	Short circuit	Short circuit No output, troubleshooting output normal
	Over Current	Reduce voltage protection to troubleshoot normal output
	Over temperature	Reduce voltage protection to troubleshoot normal output
Safety& EMC	Surge	L-N 1000VAC, LN- Ground cable 2000VAC
	Withstand Voltage	Input pair Output 1500Vac/1min/<5mA Input ground (housing) 1500Vac/1min/<5mA Output ground (housing) 500Vac/1min/<5mA
	Safety standards	IEC/EN62384, IEC/EN61347-1, IEC/EN61347-2-13, GB19510.1, GB19510.14
	Insulation Resisance	5M Ω
Others	Storage Temp., Humidity	-40 C ~85 C , 20-90%RH
	Working temp.	ta:-20-45℃
	Tc	85 C @230Vac
	IP	IP20
	Lifetime	30,000h@tc:50℃
	Warranty	3 year
	Switch cycle	15,000 times
	Packing size	Net weight:---g±5%/PCS; 50 PCS/Carton; --- kg±5%/Carton; Carton Size: 414*294*200mm(L*W*H)
Dimension	220*59*31mm(L*W*H)	

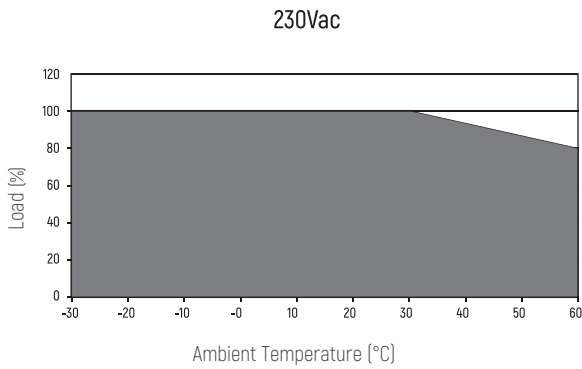
Dimension(mm)



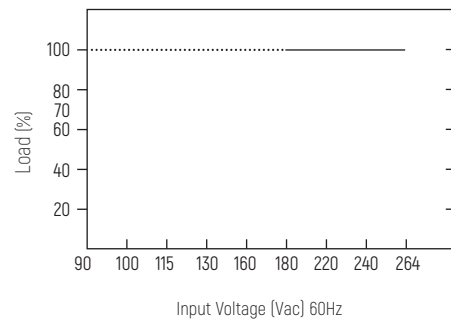
Wiring



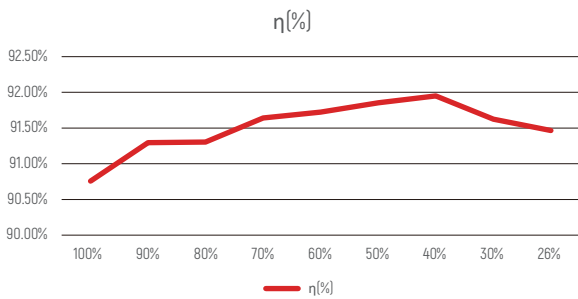
Derating Curve



Static characteristic Curve



Eff vs Load



Cautions

- 1.This product should be installed by qualified personnel.
- 2.This product is non waterproof, need to avoid sun and rain.In case of outdoor use, please ensure it is mounted in a water proof enclosure.
- 3.Good heat dissipation conditions extend product life. Please install the product in a well-ventilated environment.
- 4.Please make sure LED power supply output voltage, current is used to meet the product requirements.
- 5.Please ensure that adequate sized cable is used from the controller to the LED lights to carry the current. Please also ensure that the cable is secured tightly in the connector.
- 6.Due to safety concerns, PVC or rubber cord of 0.75- 1.5mm² is recommended for input and output terminal(s)(excluding signal terminals). Flat power cord is not suitable.Ensure all wire connections and polarities are correct before applying power to avoid any damages to the LED lights.
- 7.In case of malfunction, do not repair it yourself.

※ The contents of this manual are updated without prior notice. If the function of the product you are using is inconsistent with the instructions, the function of the product shall prevail.Please contact us if you have any questions .